

TS310 Datasheet

TWO-STAGE PRESSURE REGULATOR



● Gas ● Liquid | ● Diaphragm ● Piston | ● Self-Venting ● Non-Venting | Max Inlet: 414 bar (6,000 psi) | Max Outlet: 25 bar (360 psi) | Cv 0.06



INTRODUCING THE TS310...

The TS310 is a two-stage diaphragm-sensed pressure regulator, providing stable pressure control under decaying inlet conditions.

The first stage of the regulator is preset at the factory and locked to prevent alteration. The second stage of the regulator, with a PCTFE seat as standard, can be adjusted by the user between various outlet pressures within the range.

STANDARD MATERIALS OF CONSTRUCTION

PART	MATERIALS
Body and Bonnet	AISI 316/316L Stainless Steel (UNS S31600/S31603)
Main Valve Pin	AISI 316/316L Stainless Steel (UNS S31600/S31603)
Soft Seat	PEEK™ or PCTFE
Valve Spring	Inconel® X750
Diaphragm	Inconel® X750
Handwheel	Nylon
O-Rings	FKM/FPM
Loading Spring	AISI 302 Stainless Steel (UNS S30200)

SPECIFICATION

Max. Rated Inlet Pressure	414 bar (6,000 psi)
Outlet Ranges	Up to 25 bar (360 psi)
Design Proof Pressure	150% max. working pressure
Seat Leakage	In accordance with ANSI/FCI 70-3
Weight	1.5kg (3.3lbs)

* Pressure regulator rating may be limited by connection type, Cv and/or seat material

Max. Ambient Temperature	70°C
Max. Media Temperatures:	
With PCTFE Seat	-50°C to 60°C
With PEEK™ Seat	-50°C to 200°C
With FKM/FPM 'O'-Rings	

* Maximum temperatures are provided as a guide only. Other system variables may impact on sealing performance.

FEATURES AND BENEFITS

1 METAL-TO-METAL SEATING DIAPHRAGM

High working pressure, wide temperature range and good chemical compatibility.

2 0.04% DECAYING PRESSURE EFFECT

Stable outlet pressure under varying inlet conditions.

3 'INTERSTAGE' RELIEF VALVE OPTION

Ability to protect first stage from over pressurisation.

4 40 MICRON INLET FILTER

First stage soft seat protection from system contamination.

Product availability and specifications contained herein are subject to change without notice. Consult local distributor or factory for potential revisions and/or service related issues. Pressure Tech Ltd support with product selection recommendations only - it is the users responsibility to ensure the product is suitable for their specific application requirements.



DESIGNED AND BUILT IN THE UK

PRESSURE TECH LTD

Unit 24, Graphite Way, Hadfield, Glossop, Derbyshire, UK, SK13 1QH

T +44 (0)1457 899 307

E sales@pressure-tech.com

W www.pressure-tech.com

150420

PAGE:
1 OF 4

TS310 Datasheet

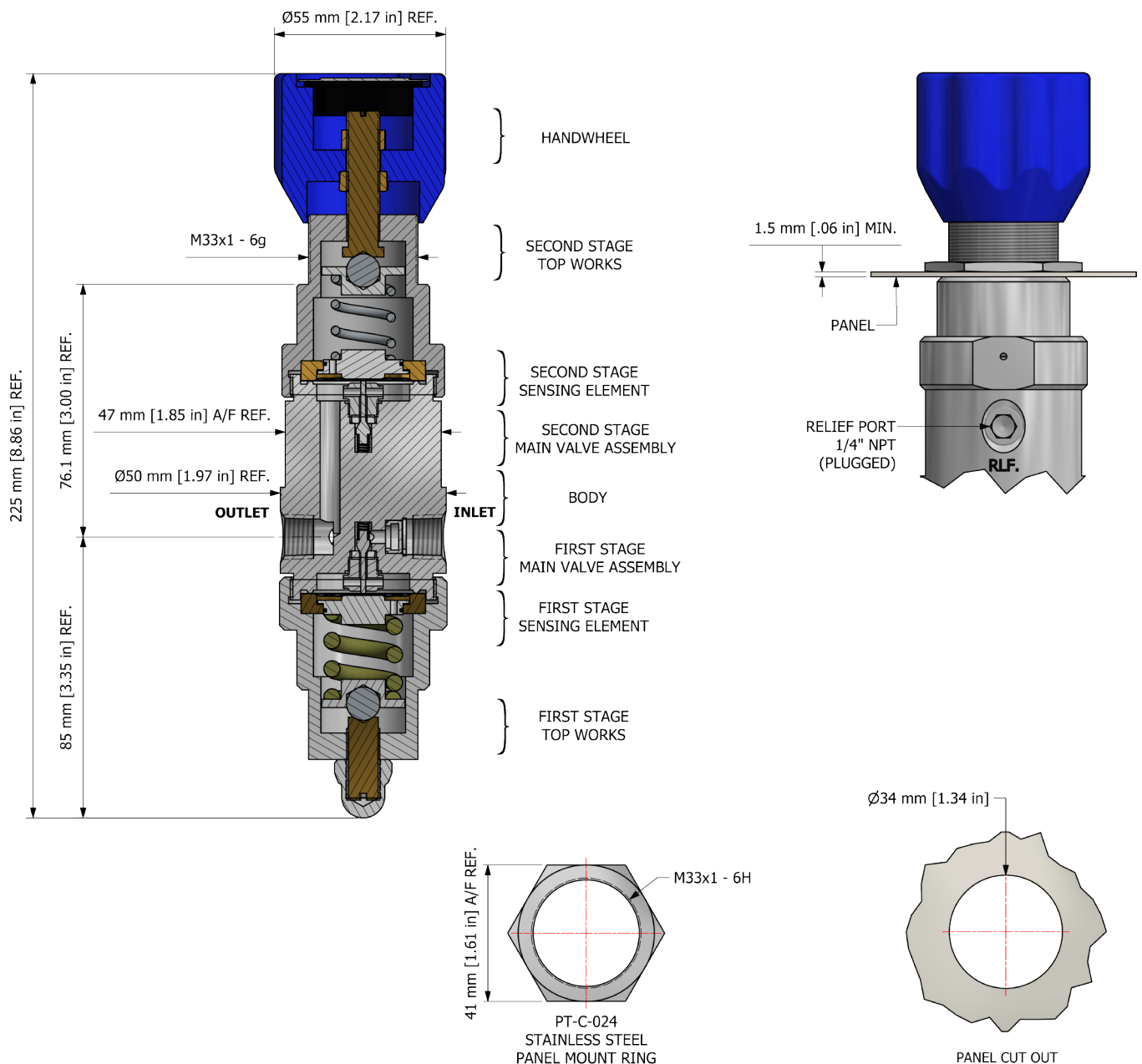
TWO-STAGE PRESSURE REGULATOR



● Gas ● Liquid | ● Diaphragm ● Piston | ● Self-Venting ● Non-Venting | Max Inlet: 414 bar (6,000 psi) | Max Outlet: 25 bar (360 psi) | Cv 0.06

DRAWINGS AND INSTALLATION DIMENSIONS

Dimensions shown for 1/4" NPT option - please contact the office for additional connection options.



Note:
All gauge ports are 1/4" NPT as standard.

Product availability and specifications contained herein are subject to change without notice. Consult local distributor or factory for potential revisions and/or service related issues. Pressure Tech Ltd support with product selection recommendations only - it is the users responsibility to ensure the product is suitable for their specific application requirements.



DESIGNED AND BUILT IN THE UK

PRESSURE TECH LTD

Unit 24, Graphite Way, Hadfield, Glossop, Derbyshire, UK, SK13 1QH
 T +44 (0)1457 899 307
 E sales@pressure-tech.com
 W www.pressure-tech.com

150420

PAGE:
2 OF 4

TS310 Datasheet

TWO-STAGE PRESSURE REGULATOR

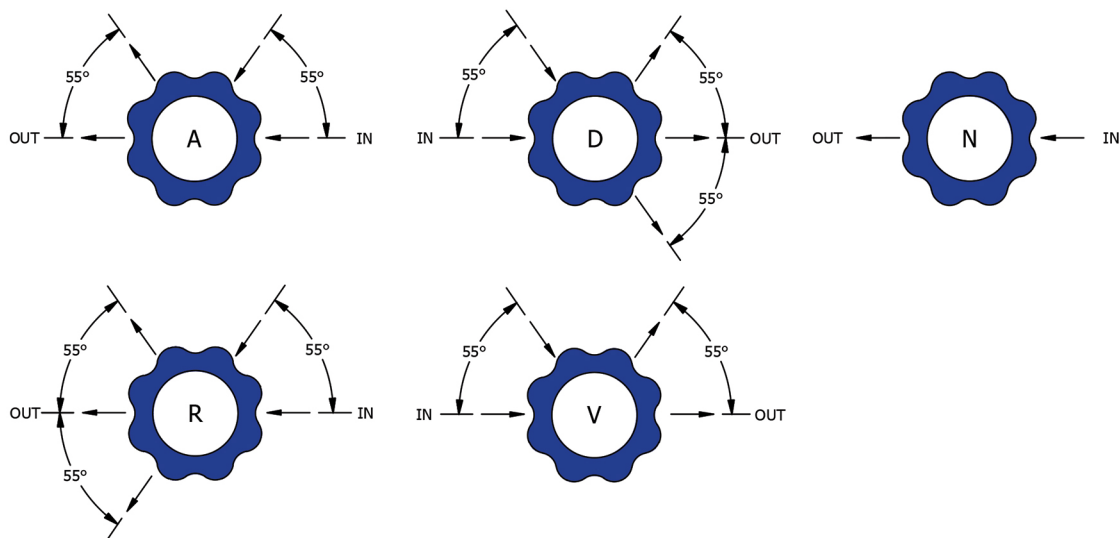


● Gas ● Liquid | ● Diaphragm ● Piston | ● Self-Venting ● Non-Venting | Max Inlet: 414 bar (6,000 psi) | Max Outlet: 25 bar (360 psi) | Cv 0.06

FLOW CURVE

Please contact the office for further information.

PORTING CONFIGURATIONS



Note:

Additional porting configurations are available - please contact the office for further information.

Product availability and specifications contained herein are subject to change without notice. Consult local distributor or factory for potential revisions and/or service related issues.
Pressure Tech Ltd support with product selection recommendations only - it is the users responsibility to ensure the product is suitable for their specific application requirements.



DESIGNED AND BUILT IN THE UK



PRESSURE TECH LTD

Unit 24, Graphite Way, Hadfield, Glossop, Derbyshire, UK, SK13 1QH

T +44 (0)1457 899 307

E sales@pressure-tech.com

W www.pressure-tech.com

150420

PAGE:
3 OF 4

TS310 Datasheet

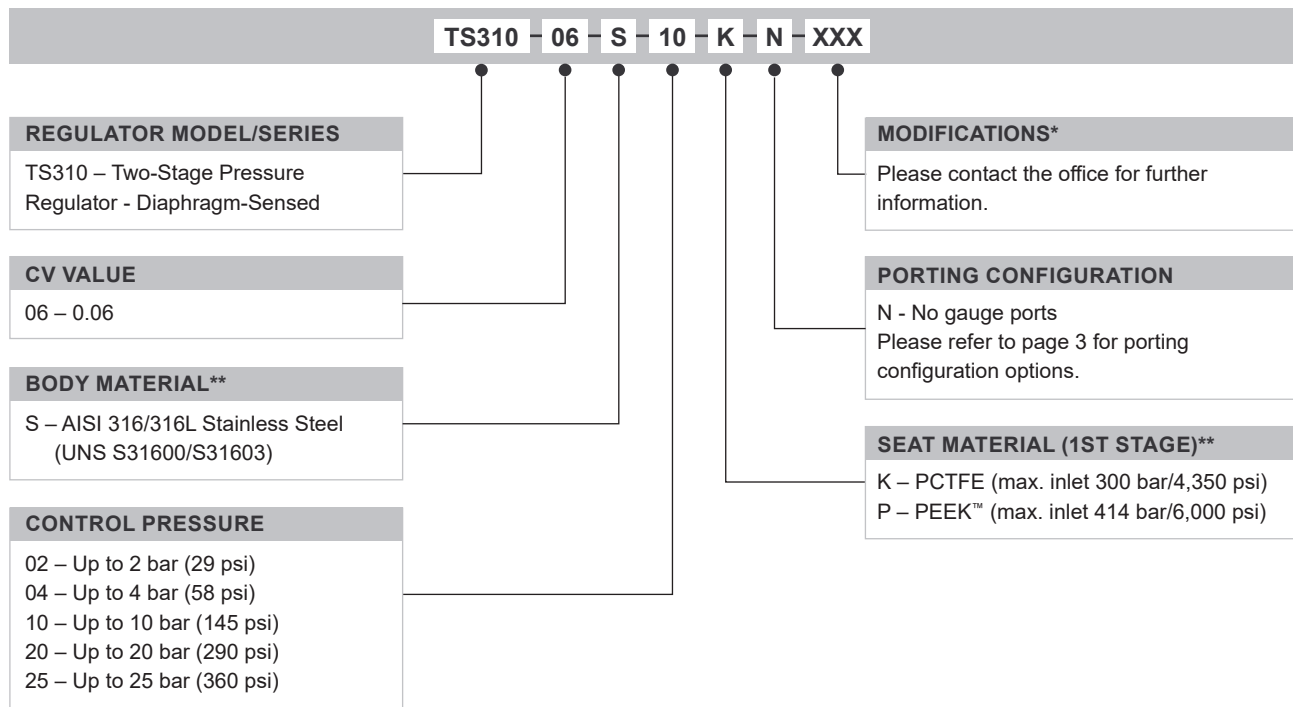
TWO-STAGE PRESSURE REGULATOR



● Gas ● Liquid | ● Diaphragm ● Piston | ● Self-Venting ● Non-Venting | Max Inlet: 414 bar (6,000 psi) | Max Outlet: 25 bar (360 psi) | Cv 0.06

ORDERING INFORMATION

To build a Pressure Tech part number, simply combine the characters identified below in sequence:



OPTIONAL EXTRAS

	PART NUMBER	DESCRIPTION
Service Kit	SRK-TS310-06-U-K-M2-V	PCTFE SEAT and FKM/FPM seals
Service Kit	SRK-TS310-06-U-P-M2-V	PEEK™ SEAT and FKM/FPM seals
Panel Mounting Ring	PT-C-024	-

Note:

Ancillary equipment also available

TRADEMARKS: PEEK™ is a trademark of Victrex PLC
Inconel® is a registered trademark of Inco Alloys International

* Where applicable

** Other materials may be available - please contact the office

Product availability and specifications contained herein are subject to change without notice. Consult local distributor or factory for potential revisions and/or service related issues.
Pressure Tech Ltd support with product selection recommendations only - it is the users responsibility to ensure the product is suitable for their specific application requirements.



DESIGNED AND BUILT IN THE UK

PRESSURE TECH LTD

Unit 24, Graphite Way, Hadfield, Glossop, Derbyshire, UK, SK13 1QH

T +44 (0)1457 899 307

E sales@pressure-tech.com

W www.pressure-tech.com

150420

PAGE:
4 OF 4